

Adopted

Authority Budget of:

Adopted

Township of Neptune Sewerage Authority

State Filing Year

2021


For the Period:

January 1, 2021

to

December 31, 2021

APPROVED COPY



www.tnsa-nj.org
Authority Web Address



Division of Local Government Services

2021 (2021-2022) AUTHORITY BUDGET

Certification Section

2021 (2021-2022)

Township of Neptune Sewerage Authority

AUTHORITY BUDGET

FISCAL YEAR: FROM January 1, 2021 TO December 31, 2021

For Division Use Only

CERTIFICATION OF APPROVED BUDGET

It is hereby certified that the approved Budget made a part hereof complies with the requirements of law and the rules and regulations of the Local Finance Board, and approval is given pursuant to N.J.S.A. 40A:5A-11.

*State of New Jersey
Department of Community Affairs
Director of the Division of Local Government Services*

By: Paul D. Cwert CPA, RMA Date: 11/9/2020

CERTIFICATION OF ADOPTED BUDGET

It is hereby certified that the adopted Budget made a part hereof has been compared with the approved Budget previously certified by the Division, and any amendments made thereto. This adopted Budget is certified with respect to such amendments and comparisons only.

*State of New Jersey
Department of Community Affairs
Director of the Division of Local Government Services*

By: Paul D. Cwert CPA, RMA Date: 11/8/2021

2021 (2021-2022) PREPARER'S CERTIFICATION


Township of Neptune Sewerage Authority

AUTHORITY BUDGET

FISCAL YEAR: FROM: January 1, 2021 TO: December 31, 2021

It is hereby certified that the Authority Budget, including both the Annual Budget and the Capital Budget/Program annexed hereto, represents the members of the governing body's resolve with respect to statute in that: all estimates of revenue are reasonable, accurate and correctly stated; all items of appropriation are properly set forth; and in itemization, form and content, the budget will permit the exercise of the comptroller function within the Authority.

It is further certified that all proposed budgeted amounts and totals are correct. Also, I hereby provide reasonable assurance that all assertions contained herein are accurate and all required schedules are completed and attached.

Preparer's Signature:			
Name:	Tina M. Cunningham		
Title:	Executive Director		
Address:	P.O. Box 765, Neptune, NJ 07753		
Phone Number:	732-922-3434	Fax Number:	732-922-6653
E-mail address	dellapietro@tnsa-nj.org		

2021 (2021-2022) APPROVAL CERTIFICATION


Township of Neptune Sewerage Authority

AUTHORITY BUDGET

FISCAL YEAR: FROM: January 1, 2021 TO: December 31, 2021

It is hereby certified that the Authority Budget, including all schedules appended hereto, are a true copy of the Annual Budget and Capital Budget/Program approved by resolution by the governing body of the Township of Neptune Sewerage Authority, at an open public meeting held pursuant to N.J.A.C. 5:31-2.3, on the 21st day of October, 2020.

It is further certified that the recorded vote appearing in the resolution represents not less than a majority of the full membership of the governing body thereof.

Officer's Signature:			
Name:	James Mowczan		
Title:	Secretary		
Address:	P.O. Box 765, Neptune, NJ 07753		
Phone Number:	732-922-3434	Fax Number:	732-922-6653
E-mail address	dellapietro@tnsa-nj.org		

INTERNET WEBSITE CERTIFICATION

Authority's Web Address: www.insa-nj.org

All authorities shall maintain either an Internet website or a webpage on the municipality's or county's Internet website. The purpose of the website or webpage shall be to provide increased public access to the authority's operations and activities. N.J.S.A. 40A:5A-17.1 requires the following items to be included on the Authority's website at a minimum for public disclosure. Check the boxes below to certify the Authority's compliance with N.J.S.A. 40A:5A-17.1.

- A description of the Authority's mission and responsibilities
- Budgets for the current fiscal year and immediately preceding two prior years
- The most recent Comprehensive Annual Financial Report (Unaudited) or similar financial information (**Similar Information is such as PIE Charts, Bar Graphs etc. for such items as Revenues, Expenditures, and other information the Authority deems relevant to inform the public**)
- The complete (All Pages) annual audits (Not the Audit Synopsis) of the most recent fiscal year and immediately two prior years
- The Authority's rules, regulations and official policy statements deemed relevant by the governing body of the authority to the interests of the residents within the authority's service area or jurisdiction
- Notice posted pursuant to the "Open Public Meetings Act" for each meeting of the Authority, setting forth the time, date, location and agenda of each meeting
- The approved minutes of each meeting of the Authority including all resolutions of the board and their committees; for at least three consecutive fiscal years
- The name, mailing address, electronic mail address and phone number of every person who exercises day-to-day supervision or management over some or all of the operations of the Authority
- A list of attorneys, advisors, consultants and any other person, firm, business, partnership, corporation or other organization which received any remuneration of \$17,500 or more during the preceding fiscal year for any service whatsoever rendered to the Authority.

It is hereby certified by the below authorized representative of the Authority that the Authority's website or webpage as identified above complies with the minimum statutory requirements of N.J.S.A. 40A:5A-17.1 as listed above. A check in each of the above boxes signifies compliance.


Name of Officer Certifying compliance

James Mowczan

Title of Officer Certifying compliance

Secretary

Signature



**2021 (2021-2022) AUTHORITY
BUDGET RESOLUTION
Township of Neptune Sewerage Authority
TNSA Resolution No. 5384**

FISCAL YEAR: FROM: January 1, 2021 TO: December 31, 2021

WHEREAS, the Annual Budget and Capital Budget for the Township of Neptune Sewerage Authority for the fiscal year beginning, January 1, 2021 and ending, December 31, 2021 has been presented before the governing body of the Township of Neptune Sewerage Authority at its open public meeting of October 21, 2020; and


WHEREAS, the schedule of rents, fees and other charges, shown on **Budget Page F-2** in effect will produce sufficient revenues, together with all other anticipated revenues to satisfy all obligations to the holders of bonds of the Authority, to meet operating expenses, capital outlays, debt service requirements, and to provide for such reserves shown on **Budget Page F-4**, all as may be required by law, regulation or terms of contracts and agreements; and

WHEREAS, the Capital Budget/Program shown on **Capital Budget Page CB-3**, pursuant to N.J.A.C. 5:31-2, does not confer any authorization to raise or expend funds; rather it is a document to be used as part of the said Authority's planning and management objectives. Specific authorization to expend funds for the purposes described in this section of the budget, must be granted elsewhere; by bond resolution, by a project financing agreement, by resolution appropriating funds from the Renewal and Replacement Reserve or other means provided by law.

NOW, THEREFORE BE IT RESOLVED, by the governing body of the Township of Neptune Sewerage Authority, at an open public meeting held on October 21, 2020 that the Annual Budget, including all related schedules, and the Capital Budget/Program of the Township of Neptune Sewerage Authority for the fiscal year beginning, January 1, 2021 and ending, December 31, 2021, is hereby approved; and

BE IT FURTHER RESOLVED, that the anticipated revenues as reflected in the Annual Budget are of sufficient amount to meet all proposed expenditures/expenses and all covenants, terms and provisions as stipulated in the said Authority's outstanding debt obligations, capital lease arrangements, service contracts, and other pledged agreements; and

BE IT FURTHER RESOLVED, that the governing body of the Township of Neptune Sewerage Authority will consider the Annual Budget and Capital Budget/Program for adoption on December 16, 2020.



(Secretary's Signature)

10/21/20

(Date)

Governing Body Member:	Recorded Vote			Absent
	Aye	Nay	Abstain	
James W. Manning, Jr.				X
Harry Devine	X			
James Mowczan	X			
Alonzo Wright				X
Linda Johnson	X			


2021 (2021-2022) ADOPTION CERTIFICATION

Township of Neptune Sewerage Authority

AUTHORITY BUDGET

FISCAL YEAR: FROM: January 1, 2021 **TO:** December 31, 2021

It is hereby certified that the Authority Budget and Capital Budget/Program annexed hereto is a true copy of the Budget adopted by the governing body of the Township of Neptune Sewerage Authority, pursuant to N.J.A.C. 5:31-2.3, on the 21st day of, December, 2020.

Officer's Signature:			
Name:	James Mowczan		
Title:	Secretary		
Address:	P.O. Box 765, Neptune, NJ 07753		
Phone Number:	732-922-3434	Fax Number:	732-922-6653
E-mail address	dellapietro@tnsa-nj.org		

2021 (2021-2022) ADOPTED BUDGET RESOLUTION

TOWNSHIP OF NEPTUNE SEWERAGE AUTHORITY

TNSA Resolution No. 5401


FISCAL YEAR: FROM: January 1, 2021 **TO:** December 31, 2021

WHEREAS, the Annual Budget and Capital Budget/Program for the Township of Neptune Sewerage Authority for the fiscal year beginning January 1, 2021 and ending, December 31, 2021 has been presented for adoption before the governing body of the Township of Neptune Sewerage Authority at its open public meeting of December 21, 2020; and

WHEREAS, the Annual Budget Page F-1 and Capital Budget page CB-3 as presented for adoption reflects each item of revenue Budget page F-2 and appropriation budget page F-4 in the same amount and title as set forth in the introduced and approved budget, including all amendments thereto, if any, which have been approved by the Director of the Division of Local Government Services; and

NOW, THEREFORE BE IT RESOLVED, by the governing body of the Township of Neptune Sewerage Authority, at an open public meeting held on December 21, 2020 that the Annual Budget and Capital Budget/Program of the Township of Neptune Sewerage Authority for the fiscal year beginning, January 1, 2021 and, ending, December 31, 2021 is hereby adopted and shall constitute appropriations for the purposes stated; and

BE IT FURTHER RESOLVED, that the Annual Budget and Capital Budget/Program as presented for adoption reflects each item of revenue and appropriation in the same amount and title as set forth in the introduced and approved budget, including all amendments thereto, if any, which have been approved by the Director of the Division of Local Government Services.



(Secretary's Signature)

12.21.21

(Date)

Governing Body Member:	Recorded Vote			
	Aye	Nay	Abstain	Absent
James W. Manning, Jr.	X			
Harry Devine	X			
James Mowczan	X			
Alonzo Wright	X			
Harry Devine	X			

2021 (2021-2022) AUTHORITY BUDGET

Narrative and Information Section

2021 (2021-2022) AUTHORITY BUDGET MESSAGE & ANALYSIS

Township of Neptune Sewerage Authority

AUTHORITY BUDGET

FISCAL YEAR: FROM: January 1, 2021 TO: December 31, 2021

Answer all questions below. Attach additional pages and schedules as needed.

1. Complete a brief statement on the 2021/2021-2022 proposed Annual Budget and make comparison to the 2020/2020-2021 adopted budget for each Revenues and Appropriations. Explain any variances over +/-10% (As shown on budget pages F-2 and F-4 explain the reason for changes for each revenue and appropriation changing more than 10%) for each individual revenue and appropriation line item. Explanations of variances should include a description of the reason for the increase/decrease in the budgeted line item, not just an indication of the amount and percent of the change. Attach any supporting documentation that will help to explain the reason for the increase/decrease in the budgeted line item.

Significant variances as shown on page F-4 include a decrease of Other COPS Expense #1 due to the completion of the Authority's Digester Rehabilitation Project which will decrease the frequency of sludge hauling. Lastly, the decrease of Total Interest Payments on debt by -32.00% is due to the Authority paying off its Debt Series 2012 in July of 2022.

2. Describe the state of the local/regional economy and how it may impact the proposed Annual Budget, including the planned Capital Budget/Program. (Example Consider New Development projects such as Housing /Commercial projects impact on the Authorities expenses or revenues)

The Authority believes that the current state of local economy is stable enough to support its current budget and capital spending plan.

3. Describe the reasons for utilizing Unrestricted Net Position in the proposed Annual Budget and or Capital Budget, i.e. rate stabilization, debt service reduction, to balance the budget, etc. If the Authority's budget anticipates a use of Unrestricted Net Position, this question must be answered.

The Authority has experienced several years of positive additions to Unrestricted Net Position as a result of favorable budget variances. The Authority has elected to use some of the excess to pay for capital improvements.

4. Identify any sources of funds transferred to the County/Municipality as a budget subsidy or a shared service payments, pilot payments, or other types of contracts or agreements (Example to provide police services to the Authority etc. and explain the reason for the transfer (i.e.: to balance the County/Municipality budget, etc.).

N/A

5. The proposed budget must not reflect an anticipated deficit from 2021/2021-2022 operations. If there exists an accumulated deficit from prior years' budgets (and funding is included in the proposed budget as a result of a prior deficit) explain the funding plan to eliminate said deficit (N.J.S.A. 40A:5A-12). If the Authority has a net deficit reported in its most recent audit, it must provide a deficit reduction plan in response to this question.

(Prepare a response to deficits in most recent audit report pertaining to Deficits to Unrestricted Net Position caused by recording Pension and Post-Employment Benefits liabilities as required by GASB 68 and GASB 75) and similar types of deficits in the audit report. How would these deficits be funded?

N/A

6. Attach a schedule of the Authority's existing rate structure (connection fees, parking fees, service charges, etc.) if it has been changed since the prior year budget submission and a schedule of the proposed rate structure for the upcoming fiscal year. Explain any proposed changes in the rate structure and attach the resolution approving the change in the rate structure, if applicable. (If no changes to fees or rates indicate (Answer as "Rates Are Staying the Same")

The Authority's rate structure is based upon the member towns' prior year annual flows and customer reserved capacity within the treatment plant. The proposed rate structure will be completed at the Authority's annual rate hearing in the beginning of 2020.

AUTHORITY CONTACT INFORMATION 2021 (2021-2022)

Please complete the following information regarding this Authority. All information requested below must be completed.

Name of Authority:	Township of Neptune Sewerage Authority		
Federal ID Number:	22-199-2959		
Address:	P.O. Box 765		
City, State, Zip:	Neptune	NJ	07753
Phone: (ext.)	732-922-3434	Fax:	732-922-6653

Preparer's Name:	Tina M. Cunningham		
Preparer's Address:	P.O. Box 765		
City, State, Zip:	Neptune	NJ	07753
Phone: (ext.)	732-922-3434	Fax:	732-922-6653
E-mail:	dellapietro@tnsa-nj.org		

Chief Executive Officer:(1)	Tina M. Cunningham		
(1) Or person who performs these functions under another Title			
Phone: (ext.)	732-922-3434	Fax:	732-922-6653
E-mail:	dellapietro@tnsa-nj.org		

Chief Financial Officer(1)	Tina M. Cunningham		
(1) Or person who performs these functions under another Title			
Phone: (ext.)	732-922-3434	Fax:	732-922-6653
E-mail:	dellapietro@tnsa-nj.org		

Name of Auditor:	Charles J. Fallon		
Name of Firm:	Fallon & Company		
Address:	1390 Route 36		
City, State, Zip:	Hazlet	NJ	07730
Phone: (ext.)	732-888-2070	Fax:	732-888-6245
E-mail:	chuckfallon@falloncpa.com		

AUTHORITY INFORMATIONAL QUESTIONNAIRE

Township of Neptune Sewerage Authority

FISCAL YEAR: FROM: January 1, 2021 TO: December 31, 2021

Answer all questions below completely and attach additional information as required.

- 1) Provide the number of individuals employed in (Use **Most Recent W-3 Available 2019 or 2020**) as reported on the Authority's Form W-3, Transmittal of Wage and Tax Statements: 25
- 2) Provide the amount of total salaries and wages as reported on the Authority's Form W-3, (Use **Most Recent W-3 Available 2019 or 2020**) Transmittal of Wage and Tax Statements: 1,317,061.53
- 3) Provide the number of regular voting members of the governing body: 5 (Even if not all commissioners have been appointed (Total Commissioners are either 5 or 7 (Regional Authorities may have more than 7 members) s per statute for your Authority)
- 4) Provide the number of alternate voting members of the governing body: 0 (Maximum is 2)
- 5) Did any person listed on Page N-4 have a family or business relationship with any other person listed on Page N-4 during the current fiscal year? No If "yes," attach a description of the relationship including the names of the individuals involved and their positions at the Authority.
- 6) Did all individuals that were required to file a Financial Disclosure Statement for the current fiscal year (Most Recent Filing that March 31, 2020 or 2021 deadline has passed 2020 or 2021) because of their relationship with the Authority file the form as required? (Checked to see if individuals actually filed at <http://www.state.nj.us/dca/divisions/dlgs/resources/fds.html> before answering) Yes If "no," provide a list of those individuals who failed to file a Financial Disclosure Statement and an explanation as to the reason for their failure to file.
- 7) Does the Authority have any amounts receivable from current or former commissioners, officers, key employees or highest compensated employees? No If "yes," attach a list of those individuals, their position, the amount receivable, and a description of the amount due to the Authority.
- 8) Was the Authority a party to a business transaction with one of the following parties:
 - a. A current or former commissioner, officer, key employee, or highest compensated employee? No
 - b. A family member of a current or former commissioner, officer, key employee, or highest compensated employee? No
 - c. An entity of which a current or former commissioner, officer, key employee, or highest compensated employee (or family member thereof) was an officer or direct or indirect owner? NoIf the answer to any of the above is "yes," attach a description of the transaction including the name of the commissioner, officer, key employee, or highest compensated employee (or family member thereof) of the Authority; the name of the entity and relationship to the individual or family member; the amount paid; and whether the transaction was subject to a competitive bid process.
- 9) Did the Authority during the most recent fiscal year pay premiums, directly or indirectly, on a personal benefit contract? A personal benefit contract is generally any life insurance, annuity, or endowment contract that benefits, directly or indirectly, the transferor, a member of the transferor's family, or any other person designated by the transferor. No If "yes," attach a description of the arrangement, the premiums paid, and indicate the beneficiary of the contract.
- 10) Explain the Authority's process for determining compensation for all persons listed on Page N-4. Include whether the Authority's process includes any of the following: 1) review and approval by the commissioners or a committee thereof; 2) study or survey of compensation data for comparable positions in similarly sized entities; 3) annual or periodic performance evaluation; 4) independent compensation consultant; and/or 5) written employment contract. **Attach a narrative of your Authorities procedures for all individuals listed on Page N-4 (2 of 2).**

The Commissioners salaries are based upon a Township Ordinance. All TNSA employee compensation is reviewed and approved by the Board of Commissioners. Upon approval, a TNSA resolution is authorized.

- 11) Did the Authority pay for meals or catering during the current fiscal year? No If "yes," attach a detailed list of all meals and/or catering invoices for the current fiscal year and provide an explanation for each expenditure listed.
- 12) Did the Authority pay for travel expenses for any employee or individual listed on Page N-4? No If "yes," attach a detailed list of all travel expenses for the current fiscal year and provide an explanation for each expenditure listed.
- 13) Did the Authority provide any of the following to or for a person listed on Page N-4 or any other employee of the Authority?
 - a. First class or charter travel No
 - b. Travel for companions No
 - c. Tax indemnification and gross-up payments No
 - d. Discretionary spending account No
 - e. Housing allowance or residence for personal use No
 - f. Payments for business use of personal residence No
 - g. Vehicle/auto allowance or vehicle for personal use No
 - h. Health or social club dues or initiation fees No
 - i. Personal services (i.e.: maid, chauffeur, chef) NoIf the answer to any of the above is "yes," attach a description of the transaction including the name and position of the individual and the amount expended.
- 14) Did the Authority follow a written policy regarding payment or reimbursement for expenses incurred by employees and/or commissioners during the course of Authority business and does that policy require substantiation of expenses through receipts or invoices prior to reimbursement? Yes If "no," attach an explanation of the Authority's process for reimbursing employees and commissioners for expenses. (If your authority does not allow for reimbursements indicate that in answer)
- 15) Did the Authority make any payments to current or former commissioners or employees for severance or termination? No If "yes," attach explanation including amount paid.
- 16) Did the Authority make any payments to current or former commissioners or employees that were contingent upon the performance of the Authority or that were considered discretionary bonuses? No If "yes," attach explanation including amount paid.
- 17) Did the Authority comply with its Continuing Disclosure Agreements for all debt issuances outstanding by submitting its audited annual financial statements, annual operating data, and notice of material events to the Municipal Securities Rulemaking Board's Electronic Municipal Marketplace Access (EMMA) as required? Yes If "no," attach a description of the Authority's plan to ensure compliance with its Continuing Disclosure Agreements in the future. (If no bonded Debt answer is **Not Applicable**). (New Jersey Infrastructure Trust Loans are not bonded debt of an Authority)
- 18) Did the Authority receive any notices from the Department of Environmental Protection or any other entity regarding maintenance or repairs required to the Authority's systems to bring them into compliance with current regulations and standards that it has not yet taken action to remediate? No If "yes," attach explanation as to why the Authority has not yet undertaken the required maintenance or repairs and describe the Authority's plan to address the conditions identified.
- 19) Did the Authority receive any notices of fines or assessments from the Department of Environmental Protection or any other entity due to noncompliance with current regulations (i.e.: sewer overflow, etc.)? No If "yes," attach a description of the event or condition that resulted in the fine or assessment and indicate the amount of the fine or assessment.

(This page is directions for filling in page (N-4 (2-of 2) (No answers should be entered on this page)

**AUTHORITY SCHEDULE OF COMMISSIONERS, OFFICERS, KEY EMPLOYEES,
HIGHEST COMPENSATED EMPLOYEES AND INDEPENDENT CONTRACTORS
Township of Neptune Sewerage Authority**

FISCAL YEAR: FROM: January 1, 2021 TO: December 31, 2021

Complete the attached table for all persons required to be listed per #1-4 below.

- 1) List all of the Authority's current commissioners and officers and amount of compensation from the Authority and any other public entities as defined below. Enter zero if no compensation was paid.
- 2) List all of the Authority's key employees and highest compensated employees other than a commissioner or officer as defined below and amount of compensation from the Authority and any other public entities.
- 3) List all of the Authority's former officers, key employees and highest compensated employees who received more than \$100,000 in reportable compensation from the Authority and any other public entities during the most recent fiscal year completed.
- 4) List all of the Authority's former commissioners who received more than \$10,000 in reportable compensation from the Authority and any other public entities during the most recent fiscal year completed.

Commissioner: A member of the governing body of the authority with voting rights. Include alternates for purposes of this schedule.

Officer: A person elected or appointed to manage the authority's daily operations at any time during the year, such as the chairperson, vice-chairperson, secretary, or treasurer. For the purposes of this schedule, treat the authority's top management official and top financial official as officers. A member of the governing body may be both a commissioner and an officer for the purposes of this schedule.

Key employee: An employee or independent contractor of the authority (other than a commissioner or officer) who meets both of the following criteria:

- a) The individual received reportable compensation from the authority and other public entities in excess of \$150,000 for the most recent fiscal year completed; and
- b) The individual has responsibilities or influence over the authority as a whole or has power to control or determine 10% or more of the authority's capital expenditures or operating budget.

Highest compensated employee: One of the five highest compensated employees or independent contractors of the authority other than current commissioners, officers, or key employees whose aggregate reportable compensation from the authority and other public entities is greater than \$100,000 for the most recent fiscal year completed.

Compensation: All forms of cash and non-cash payments or benefits provided in exchange for services, including salaries and wages, bonuses, severance payments, deferred payments, retirement benefits, fringe benefits, and other financial arrangements or transactions such as personal vehicles, meals, housing, personal and family education benefits, below-market loans, payment of personal or family travel, entertainment, and personal use of the Authority's property. Compensation includes payments and other benefits provided to both employees and independent contractors in exchange for services.

Reportable compensation: (Use the Most Recent W-2 available 2019 or 2020. The aggregate compensation that is reported (or is required to be reported) on Form W-2, box 1 or 5, whichever amount is greater, and/or Form 1099-MISC, box 7, for the most recent calendar year ended 60 days before the start of the proposed budget year. For example, for fiscal years ending December 31, 2021, the most recent W-2 and 1099 should be used 2020 or 2019 (60 days prior to start of budget year is November 1, 2020, with 2019 being the most recent calendar year ended), and for fiscal years ending June 30, 2021, the calendar year 2020 W-2 and 1099 should be used (60 days prior to start of budget year is May 1, 2021, with 2020 being the most recent calendar year ended).

Other Public Entity: Any municipality, county, local authority, fire district, or other government unit, regardless of whether it is related in any way to the Authority either by function or by physical location.

Authority Schedule of Commissioners, Officers, Key Employees, Highest Compensated Employees and Independent Contractors (Continued)

For the Period January 1, 2021 to December 31, 2021
 Township of Neptune Sewerage Authority
 Position (Can Check more than 1 Column for each person)
 Reportable Compensation from Authority (W-2/1099)

Name	Title	Average Hours per Week Dedicated to Position	Commissioner	Key Employee	Highest Compensated Employee	Former	Base Salary/ Stipend	Bonus	Other (auto allowance, expense account, payment in lieu of health benefits, etc.)	Estimated amount of other compensation from the Authority (health benefits, pension, etc.)	Total Compensation from Authority	Names of Other Public Entities where Individual is an Employee or Member of the Governing Body (1) See note below	Positions held at Other Public Entities Listed in Column O	Average Hours per Week Dedicated to Positions at Other Public Entities Listed in Column O	Reportable Compensation from Other Public Entities (W-2/1099)	Estimated amount of other compensation from Other Public Entities (health benefits, pension, payment in lieu of health benefits, etc.)	Total Compensation All Public Entities
1 James W. Manning, Jr.	Chairman	2 X					2,500	0	0	0	2,500	State of NJ/Neptune I	Contract Admin.	40	112,500	25,000	140,000
2 Harry Devrine	Vice Chairman	2 X					2,000	0	0	0	2,000	None					2,000
3 James Mowczan	Secretary	2 X					2,000	0	0	0	2,000	County of Monmouth	St. Engineer	35	85,000	0	87,000
4 Linda Johnson	Asst. Secretary	2 X					2,000	0	0	0	2,000	None					2,000
5 Alonzo Wright	Treasurer	2 X					2,000	0	0	0	2,000	None					2,000
6 Trna M. Cunningham	Executive Director	40	X				124,691	0	0	0	124,691	None					124,691
7																	0
8																	0
9																	0
10																	0
11																	0
12																	0
13																	0
14																	0
15																	0
Total							\$ 135,191	\$ -	\$ -	\$ -	\$ 135,191				\$ 197,500	\$ 25,000	\$ 357,691

(1) Insert "None" in this column for each individual that does not hold a position with another Public Entity

Schedule of Health Benefits - Detailed Cost Analysis

If Not Applicable X this box Below

Township of Neptune Sewerage Authority
For the Period January 1, 2021 to December 31, 2021

	Annual Cost		Total Cost	Annual Cost		Total Prior Year Year Cost	\$ Increase (Decrease)	% Increase (Decrease)
	# of Covered Members (Medical & Rx)	Estimate per Employee Proposed Budget		# of Covered Members (Medical & Rx) Current Year	Estimate Proposed Budget			
Active Employees - Health Benefits - Annual Cost								
Single Coverage	7	\$ 11,744	\$ 82,208	6	\$ 11,544	\$ 69,264	\$ 12,944	18.7%
Parent & Child	2	20,550	41,100	2	20,040	40,080	1,020	2.5%
Employee & Spouse (or Partner)	0	-	-	1	23,088	23,088	(23,088)	-100.0%
Family	7	32,300	226,100	7	32,000	224,000	2,100	0.9%
Employee Cost Sharing Contribution (enter as negative -)			(89,315)			(93,317)	4,002	-4.3%
Subtotal	16		260,093	16		263,115	(3,022)	-1.1%
Commissioners - Health Benefits - Annual Cost								
Single Coverage	0	-	-			-	-	#DIV/0!
Parent & Child	0	-	-			-	-	#DIV/0!
Employee & Spouse (or Partner)	0	-	-			-	-	#DIV/0!
Family	0	-	-			-	-	#DIV/0!
Employee Cost Sharing Contribution (enter as negative -)			-			-	-	#DIV/0!
Subtotal	0		-	0		-	-	#DIV/0!
Retirees - Health Benefits - Annual Cost								
Single Coverage	4	4,452	17,808	6	5,000	30,000	(12,192)	-40.6%
Parent & Child	0	-	-	0	-	-	-	#DIV/0!
Employee & Spouse (or Partner)	0	-	-	4	14,640	58,560	(58,560)	-100.0%
Family	7	19,763	138,341	2	25,560	51,120	87,221	170.6%
Employee Cost Sharing Contribution (enter as negative -)			-			-	-	#DIV/0!
Subtotal	11		156,149	12		139,680	16,469	11.8%
GRAND TOTAL	27		\$ 416,242	28		\$ 402,795	\$ 13,447	3.3%

Is medical coverage provided by the SHBP (Yes or No)? (Place Answer in Box)
Is prescription drug coverage provided by the SHBP (Yes or No)? (Place Answer in Box)

Yes	Yes or No
<input type="checkbox"/>	<input type="checkbox"/>
Yes	Yes or No
<input type="checkbox"/>	<input type="checkbox"/>

Note: Remember to Enter an amount in rows for Employee Cost Sharing

Schedule of Accumulated Liability for Compensated Absences

Township of Neptune Sewerage Authority

For the Period January 1, 2021 to December 31, 2021

Complete the below table for the Authority's accrued liability for compensated absences.
 X Box if Authority has no Compensated Absences

Individuals Eligible for Benefit	Gross Days of Accumulated Compensated Absences at End of Last Issued Audit Report	Dollar Value of		Legal Basis for Benefit		
		Accrued	Compensated	(check applicable items)		
Please see the attached list of eligible employees		Absence Liability	Absence Liability	Approved Labor Agreement	Resolution	Individual Employment Agreement
		\$ 337,026	X			
Total liability for accumulated compensated absences at beginning of current year		\$ 337,026				

The total amount should agree to most recently issued audit report for the Authority.

Schedule of Accumulated Liability for Compensated Absences (Page N-6)

<u>TNSA Individuals Eligible for Benefit</u>	<u>Gross Days</u>	<u>Dollar Value</u>
Edward Allen	11.4	\$ 859.28
John Blecki	160.4	\$31,305.22
Amber Lynn Burke	31.6	\$ 2,259.13
Rich Campo	69.0	\$ 9,862.36
Tina Cunningham	98.3	\$23,030.54
Mark Deeves	113.6	\$20,308.10
Nicholas Delloiacono	45.6	\$ 4,077.91
Brian Hoffman	141.4	\$25,099.54
Todd Jelliff	190.5	\$33,758.44
Adam Johnson	122.3	\$19,597.65
Dwaine Jones	87.5	\$15,071.26
Winfred Jones	25.4	\$ 1,905.36
Jason Kass	47.2	\$ 6,331.05
Chris Kelly	282.5	\$76,582.80
Joe Kerber	97.7	\$17,210.68
Timothy Norris	15.2	\$ 1,151.07
James Williams	148.3	\$26,641.67
Ed Zakerowski	126.5	\$21,973.97
Total		<u>\$337,026.01</u>

Schedule of Shared Service Agreements

For the Period

Township of Neptune Sewerage Authority
 January 1, 2021

to

December 31, 2021

If No Shared Services X this Box

X

Enter the shared service agreements that the Authority currently engages in and identify the amount that is received/paid for those services.

Amount to be Received by/
Paid from Authority

Name of Entity Providing Service	Name of Entity Receiving Service	Type of Shared Service Provided	Comments (Enter more specifics if needed)	Agreement Effective Date	Agreement End Date	

2021 (2021-2022) AUTHORITY BUDGET

Financial Schedules Section

SUMMARY

Township of Neptune Sewerage Authority
For the Period January 1, 2021 to December 31, 2021

	FY 2021 Proposed Budget				FY 2020 Adopted Budget		\$ Increase (Decrease) Proposed vs. Adopted		% Increase (Decrease) Proposed vs. Adopted	
	Sewerage	Sewerage	Sewerage	N/A	N/A	N/A	Total All Operations	Total All Operations	All Operations	All Operations
REVENUES										
Total Operating Revenues	\$ 6,727,900	\$ -	\$ -	\$ -	\$ -	\$ -	\$ 6,727,900	\$ 6,727,900	\$ -	0.0%
Total Non-Operating Revenues	60,000	-	-	-	-	-	60,000	60,000	-	0.0%
Total Anticipated Revenues	<u>6,787,900</u>	-	-	-	-	-	<u>6,787,900</u>	6,787,900	-	0.0%
APPROPRIATIONS										
Total Administration	497,250	-	-	-	-	-	497,250	490,100	7,150	1.5%
Total Cost of Providing Services	5,017,500	-	-	-	-	-	5,017,500	5,542,000	(524,500)	-9.5%
Total Principal Payments on Debt Service in Lieu of Depreciation	665,000	-	-	-	-	-	665,000	640,000	25,000	3.9%
Total Operating Appropriations	<u>6,179,750</u>	-	-	-	-	-	<u>6,179,750</u>	6,672,100	(492,350)	-7.4%
Total Interest Payments on Debt	54,400	-	-	-	-	-	54,400	80,000	(25,600)	-32.0%
Total Other Non-Operating Appropriations	-	-	-	-	-	-	-	-	-	#DIV/0!
Total Non-Operating Appropriations	<u>54,400</u>	-	-	-	-	-	<u>54,400</u>	80,000	(25,600)	-32.0%
Accumulated Deficit	-	-	-	-	-	-	-	-	-	#DIV/0!
Total Appropriations and Accumulated Deficit	<u>6,234,150</u>	-	-	-	-	-	<u>6,234,150</u>	6,752,100	(517,950)	-7.7%
Less: Total Unrestricted Net Position Utilized	-	-	-	-	-	-	-	-	-	#DIV/0!
Net Total Appropriations	<u>6,234,150</u>	-	-	-	-	-	<u>6,234,150</u>	6,752,100	(517,950)	-7.7%
ANTICIPATED SURPLUS (DEFICIT)	<u>\$ 553,750</u>	<u>\$ -</u>	<u>\$ -</u>	<u>\$ -</u>	<u>\$ -</u>	<u>\$ -</u>	<u>\$ 553,750</u>	<u>\$ 35,800</u>	<u>\$ 517,950</u>	<u>1446.8%</u>

Revenue Schedule

Township of Neptune Sewerage Authority
For the Period January 1, 2021 to December 31, 2021

	FY 2021 Proposed Budget						FY 2020 Adopted Budget	\$ Increase (Decrease) Proposed vs. Adopted	% Increase (Decrease) Proposed vs. Adopted	
	Sewerage	Sewerage	Sewerage	N/A	N/A	N/A	Total All Operations	Total All Operations	All Operations	
OPERATING REVENUES										
<i>Service Charges</i>										
Residential							\$ -	\$ -	\$ -	#DIV/0!
Business/Commercial							-	-	-	#DIV/0!
Industrial							-	-	-	#DIV/0!
Intergovernmental	6,727,900					6,727,900	6,727,900	-	0.0%	
Other							-	-	-	#DIV/0!
Total Service Charges	6,727,900					6,727,900	6,727,900	-	0.0%	
<i>Connection Fees</i>										
Residential							-	-	-	#DIV/0!
Business/Commercial							-	-	-	#DIV/0!
Industrial							-	-	-	#DIV/0!
Intergovernmental							-	-	-	#DIV/0!
Other							-	-	-	#DIV/0!
Total Connection Fees							-	-	-	#DIV/0!
<i>Parking Fees</i>										
Meters							-	-	-	#DIV/0!
Permits							-	-	-	#DIV/0!
Fines/Penalties							-	-	-	#DIV/0!
Other							-	-	-	#DIV/0!
Total Parking Fees							-	-	-	#DIV/0!
<i>Other Operating Revenues (List)</i>										
Type In (Grant, Other Rev)							-	-	-	#DIV/0!
Type In (Grant, Other Rev)							-	-	-	#DIV/0!
Type In (Grant, Other Rev)							-	-	-	#DIV/0!
Type In (Grant, Other Rev)							-	-	-	#DIV/0!
Type In (Grant, Other Rev)							-	-	-	#DIV/0!
Type In (Grant, Other Rev)							-	-	-	#DIV/0!
Type In (Grant, Other Rev)							-	-	-	#DIV/0!
Type In (Grant, Other Rev)							-	-	-	#DIV/0!
Type In (Grant, Other Rev)							-	-	-	#DIV/0!
Type In (Grant, Other Rev)							-	-	-	#DIV/0!
Type In (Grant, Other Rev)							-	-	-	#DIV/0!
Type In (Grant, Other Rev)							-	-	-	#DIV/0!
Total Other Revenue							-	-	-	#DIV/0!
Total Operating Revenues	6,727,900					6,727,900	6,727,900	-	0.0%	
NON-OPERATING REVENUES										
<i>Other Non-Operating Revenues (List)</i>										
Type In							-	-	-	#DIV/0!
Type In							-	-	-	#DIV/0!
Type In							-	-	-	#DIV/0!
Type In							-	-	-	#DIV/0!
Type In							-	-	-	#DIV/0!
Type In							-	-	-	#DIV/0!
Total Other Non-Operating Revenue							-	-	-	#DIV/0!
<i>Interest on Investments & Deposits (List)</i>										
Interest Earned	60,000					60,000	60,000	-	0.0%	
Penalties							-	-	-	#DIV/0!
Other							-	-	-	#DIV/0!
Total Interest	60,000					60,000	60,000	-	0.0%	
Total Non-Operating Revenues	60,000					60,000	60,000	-	0.0%	
TOTAL ANTICIPATED REVENUES	\$ 6,787,900	\$ -	\$ -	\$ -	\$ -	\$ -	\$ 6,787,900	\$ -	0.0%	

Prior Year Adopted Revenue Schedule

Township of Neptune Sewerage Authority

FY 2020 Adopted Budget

	Sewerage	Sewerage	Sewerage	N/A	N/A	N/A	Total All Operations	
OPERATING REVENUES								
<i>Service Charges</i>								
Residential							\$	-
Business/Commercial							-	
Industrial							-	
Intergovernmental							6,727,900	
Other							-	
Total Service Charges	6,727,900	-	-	-	-	-	6,727,900	
<i>Connection Fees</i>								
Residential							-	
Business/Commercial							-	
Industrial							-	
Intergovernmental							-	
Other							-	
Total Connection Fees	-	-	-	-	-	-	-	
<i>Parking Fees</i>								
Meters							-	
Permits							-	
Fines/Penalties							-	
Other							-	
Total Parking Fees							-	-
<i>Other Operating Revenues (List)</i>								
Type In (Grant, Other Rev)							-	
Type In (Grant, Other Rev)							-	
Type In (Grant, Other Rev)							-	
Type In (Grant, Other Rev)							-	
Type In (Grant, Other Rev)							-	
Type In (Grant, Other Rev)							-	
Type In (Grant, Other Rev)							-	
Type In (Grant, Other Rev)							-	
Type In (Grant, Other Rev)							-	
Total Other Revenue	-	-	-	-	-	-	-	
Total Operating Revenues	6,727,900	-	-	-	-	-	6,727,900	
NON-OPERATING REVENUES								
<i>Other Non-Operating Revenues (List)</i>								
Type In							-	
Type In							-	
Type In							-	
Type In							-	
Type In							-	
Type In							-	
Total Other Non-Operating Revenues	-	-	-	-	-	-	-	
<i>Interest on Investments & Deposits</i>								
Interest Earned							60,000	60,000
Penalties							-	
Other							-	
Total Interest	60,000	-	-	-	-	-	60,000	
Total Non-Operating Revenues	60,000	-	-	-	-	-	60,000	
TOTAL ANTICIPATED REVENUES	\$ 6,787,900	\$ -	\$ -	\$ -	\$ -	\$ -	\$ 6,787,900	

Appropriations Schedule

Township of Neptune Sewerage Authority
For the Period January 1, 2021 to December 31, 2021

	FY 2021 Proposed Budget						FY 2020 Adopted Budget	\$ Increase (Decrease) Proposed vs. Adopted	% Increase (Decrease) Proposed vs. Adopted	
	Sewerage	Sewerage	Sewerage	N/A	N/A	N/A	Total All Operations	Total All Operations	All Operations	All Operations
OPERATING APPROPRIATIONS										
<i>Administration - Personnel</i>										
Salary & Wages	\$ 165,500						\$ 165,500	\$ 160,500	\$ 5,000	3.1%
Fringe Benefits	14,000					14,000	14,000	-	-	0.0%
Total Administration - Personnel	179,500					179,500	174,500	5,000	2.9%	
<i>Administration - Other (List)</i>										
Other Admin Expenses #1	317,750					317,750	315,600	2,150	0.7%	
Type In Description						-	-	-	-	#DIV/0!
Type In Description						-	-	-	-	#DIV/0!
Type In Description						-	-	-	-	#DIV/0!
Miscellaneous Administration*						-	-	-	-	#DIV/0!
Total Administration - Other	317,750					317,750	315,600	2,150	0.7%	
Total Administration	497,250					497,250	490,100	7,150	1.5%	
<i>Cost of Providing Services - Personnel</i>										
Salary & Wages	1,600,000					1,600,000	1,600,000	-	-	0.0%
Fringe Benefits	896,000					896,000	921,000	(25,000)	-2.7%	
Total COPS - Personnel	2,496,000					2,496,000	2,521,000	(25,000)	-1.0%	
<i>Cost of Providing Services - Other (List)</i>										
Other COPS Expenses #1	2,521,500					2,521,500	3,021,000	(499,500)	-16.5%	
Type In Description						-	-	-	-	#DIV/0!
Type In Description						-	-	-	-	#DIV/0!
Type In Description						-	-	-	-	#DIV/0!
Miscellaneous COPS*						-	-	-	-	#DIV/0!
Total COPS - Other	2,521,500					2,521,500	3,021,000	(499,500)	-16.5%	
Total Cost of Providing Services	5,017,500					5,017,500	5,542,000	(524,500)	-9.5%	
Total Principal Payments on Debt Service In Lieu of Depreciation	665,000					665,000	640,000	25,000	3.9%	
Total Operating Appropriations	6,179,750					6,179,750	6,672,100	(492,350)	-7.4%	
NON-OPERATING APPROPRIATIONS										
Total Interest Payments on Debt	54,400					54,400	80,000	(25,600)	-32.0%	
Operations & Maintenance Reserve						-	-	-	-	#DIV/0!
Renewal & Replacement Reserve						-	-	-	-	#DIV/0!
Municipality/County Appropriation						-	-	-	-	#DIV/0!
Other Reserves						-	-	-	-	#DIV/0!
Total Non-Operating Appropriations	54,400					54,400	80,000	(25,600)	-32.0%	
TOTAL APPROPRIATIONS	6,234,150					6,234,150	6,752,100	(517,950)	-7.7%	
ACCUMULATED DEFICIT										
TOTAL APPROPRIATIONS & ACCUMULATED DEFICIT	6,234,150					6,234,150	6,752,100	(517,950)	-7.7%	
UNRESTRICTED NET POSITION UTILIZED										
Municipality/County Appropriation						-	-	-	-	#DIV/0!
Other						-	-	-	-	#DIV/0!
Total Unrestricted Net Position Utilized						-	-	-	-	#DIV/0!
TOTAL NET APPROPRIATIONS	\$ 6,234,150	\$ -	\$ -	\$ -	\$ -	\$ -	\$ 6,234,150	\$ 6,752,100	\$ (517,950)	-7.7%

* Miscellaneous line items may not exceed 5% of total operating appropriations shown below. If amount in miscellaneous is greater than the amount shown below, then the line item must be itemized above.

5% of Total Operating Appropriations \$ 308,987.50 \$ - \$ - \$ - \$ - \$ - \$ 308,987.50

Page F-4 – The “Other” and “Miscellaneous” must have description of expenses:

Administrative:

“Other” Administrative Expenses Total of \$317,750

Description:

Professional Services – Auditor, Financial Consultant and Legal
Consultants

Trustee Fee

Telephone expenses

Office Supplies & Expenses

Insurance

Advertising

Training

Payroll Services

Operations:

“Other” Operations Expenses Total of \$2,521,500

Description:

Professional Services – Engineering Consultants

Utilities – Gas/Electric

Chemicals

Equipment & Maintenance Repairs

Lab Testing

Ocean Outfall Inspection Services

Sludge Processing & Hauling

NJDEP Licensing Fees

Training

Uniform Allowance

Vehicle Maintenance

Prior Year Adopted Appropriations Schedule

Township of Neptune Sewerage Authority

FY 2020 Adopted Budget

	Sewerage	Sewerage	Sewerage	N/A	N/A	N/A	Total All Operations
OPERATING APPROPRIATIONS							
<i>Administration - Personnel</i>							
Salary & Wages	\$ 160,500						\$ 160,500
Fringe Benefits	14,000						14,000
Total Administration - Personnel	174,500	-	-	-	-	-	174,500
<i>Administration - Other (List)</i>							
Other Admin Expense #1	315,600						315,600
Type In Description							-
Type In Description							-
Type In Description							-
Miscellaneous Administration*							-
Total Administration - Other	315,600	-	-	-	-	-	315,600
Total Administration	490,100	-	-	-	-	-	490,100
<i>Cost of Providing Services - Personnel</i>							
Salary & Wages	1,600,000						1,600,000
Fringe Benefits	921,000						921,000
Total COPS - Personnel	2,521,000	-	-	-	-	-	2,521,000
<i>Cost of Providing Services - Other (List)</i>							
Other COPS Expense #1	3,021,000						3,021,000
Type In Description							-
Type In Description							-
Type In Description							-
Miscellaneous COPS*							-
Total COPS - Other	3,021,000	-	-	-	-	-	3,021,000
Total Cost of Providing Services	5,542,000	-	-	-	-	-	5,542,000
Total Principal Payments on Debt Service In Lieu of Depreciation	640,000	-	-	-	-	-	640,000
Total Operating Appropriations	6,672,100	-	-	-	-	-	6,672,100
NON-OPERATING APPROPRIATIONS							
Total Interest Payments on Debt	80,000	-	-	-	-	-	80,000
Operations & Maintenance Reserve							-
Renewal & Replacement Reserve							-
Municipality/County Appropriation							-
Other Reserves							-
Total Non-Operating Appropriations	80,000	-	-	-	-	-	80,000
TOTAL APPROPRIATIONS	6,752,100	-	-	-	-	-	6,752,100
ACCUMULATED DEFICIT							-
TOTAL APPROPRIATIONS & ACCUMULATED DEFICIT	6,752,100	-	-	-	-	-	6,752,100
UNRESTRICTED NET POSITION UTILIZED							
Municipality/County Appropriation							-
Other							-
Total Unrestricted Net Position Utilized							-
TOTAL NET APPROPRIATIONS	\$ 6,752,100	\$ -	\$ -	\$ -	\$ -	\$ -	\$ 6,752,100

* Miscellaneous line items may not exceed 5% of total operating appropriations shown below. If amount in miscellaneous is greater than the amount shown below, then the line item must be itemized above.

5% of Total Operating Appropriations \$ 333,605.00 \$ - \$ - \$ - \$ - \$ - \$ 333,605.00

Debt Service Schedule - Principal

Township of Neptune Sewerage Authority

	Fiscal Year Ending in						Total Principal Outstanding		
	Adopted Budget Year 2020	Proposed Budget Year 2021	2022	2023	2024	2025		2026	Thereafter
Sewerage									
Series 2012									
Type in Issue Name	\$ 640,000	\$ 665,000	\$ 695,000						\$ 1,360,000
Type in Issue Name									
Type in Issue Name									
Total Principal	640,000	665,000	695,000						1,360,000
Sewerage									
Type in Issue Name									
Type in Issue Name									
Type in Issue Name									
Type in Issue Name									
Total Principal									
Sewerage									
Type in Issue Name									
Type in Issue Name									
Type in Issue Name									
Type in Issue Name									
Total Principal									
N/A									
Type in Issue Name									
Type in Issue Name									
Type in Issue Name									
Type in Issue Name									
Total Principal									
N/A									
Type in Issue Name									
Type in Issue Name									
Type in Issue Name									
Type in Issue Name									
Total Principal									
TOTAL PRINCIPAL ALL OPERATIONS	\$ 640,000	\$ 665,000	\$ 695,000	\$ -	\$ -	\$ -	\$ -	\$ -	\$ 1,360,000

Indicate the Authority's most recent bond rating and the year of the rating by ratings service.

	Moody's	Fitch	Standard & Poors
Bond Rating			A Stable
Year of Last Rating			2015

Debt Service Schedule - Interest

Township of Neptune Sewerage Authority

If Authority has no debt X this box

	Fiscal Year Ending in						Total Interest Payments Outstanding	
	Adopted Budget Year 2020	Proposed Budget Year 2021	2022	2023	2024	2025		2026
Sewerage								
Series 2012								
Type in Issue Name	\$ 80,000	\$ 54,400	\$ 27,800				\$ 82,200	
Type in Issue Name								
Type in Issue Name								
Total Interest Payments	80,000	54,400	27,800				82,200	
Sewerage								
Type in Issue Name								
Type in Issue Name								
Type in Issue Name								
Type in Issue Name								
Total Interest Payments								
Sewerage								
Type in Issue Name								
Type in Issue Name								
Type in Issue Name								
Type in Issue Name								
Total Interest Payments								
N/A								
Type in Issue Name								
Type in Issue Name								
Type in Issue Name								
Type in Issue Name								
Total Interest Payments								
N/A								
Type in Issue Name								
Type in Issue Name								
Type in Issue Name								
Type in Issue Name								
Total Interest Payments								
N/A								
Type in Issue Name								
Type in Issue Name								
Type in Issue Name								
Type in Issue Name								
Total Interest Payments								
TOTAL INTEREST ALL OPERATIONS	\$ 80,000	\$ 54,400	\$ 27,800	\$ -	\$ -	\$ -	\$ 82,200	\$ -

Net Position Reconciliation

Township of Neptune Sewerage Authority
 For the Period January 1, 2021 to December 31, 2021

FY 2021 Proposed Budget

	Sewerage	Sewerage	Sewerage	N/A	N/A	N/A	Total All Operations
TOTAL NET POSITION BEGINNING OF LATEST AUDIT REPORT YEAR(1)	\$ 26,908,730						\$ 26,908,730
Less: Invested in Capital Assets, Net of Related Debt (1)	26,188,541						26,188,541
Less: Restricted for Debt Service Reserve (1)	722,800						722,800
Less: Other Restricted Net Position (1)	750,000						750,000
Total Unrestricted Net Position (1)	(752,611)						(752,611)
Less: Designated for Non-Operating Improvements & Repairs							-
Less: Designated for Rate Stabilization							-
Less: Other Designated by Resolution							-
Plus: Accrued Unfunded Pension Liability (1)	5,035,913						5,035,913
Plus: Accrued Unfunded Other Post-Employment Benefit Liability (1)	6,707,985						6,707,985
Plus: Estimated Income (Loss) on Current Year Operations (2)	937,096						937,096
Plus: Other Adjustments (attach schedule)							-

	11,928,383	-	-	-	-	-	11,928,383
UNRESTRICTED NET POSITION AVAILABLE FOR USE IN PROPOSED BUDGET							
Unrestricted Net Position Utilized to Balance Proposed Budget	-	-	-	-	-	-	-
Unrestricted Net Position Utilized in Proposed Capital Budget	850,000	50,000	-	-	-	-	900,000
Appropriation to Municipality/County (3)	-	-	-	-	-	-	-
Total Unrestricted Net Position Utilized in Proposed Budget	850,000	50,000	-	-	-	-	900,000
PROJECTED UNRESTRICTED UNDESIGNATED NET POSITION AT END OF YEAR							
Last issued Audit Report (4)	\$ 11,078,383	\$ (50,000)	\$ -	\$ -	\$ -	\$ -	\$ 11,028,383

(1) Total of all operations for this line item must agree to audited financial statements.
 (2) Include budgeted and unbudgeted use of unrestricted net position in the current year's operations.
 (3) Amount may not exceed 5% of total operating appropriations. See calculation below.
 Maximum Allowable Appropriation to Municipality/County \$ 308,988
 (4) If Authority is projecting a deficit for any operation at the end of the budget period, the Authority must attach a statement explaining its plan to reduce the deficit, including the timeline for elimination of the deficit, if not already detailed in the budget narrative section.

2021 (2021-2022)
Township of
Neptune Sewerage
Authority

AUTHORITY
CAPITAL
BUDGET/
PROGRAM

2021 CERTIFICATION OF AUTHORITY CAPITAL BUDGET/PROGRAM

Township of Neptune Sewerage Authority

FISCAL YEAR: FROM: January 1, 2021 TO: December 31, 2021


enter X to the left if this paragraph is applicable

It is hereby certified that the Authority Capital Budget/Program annexed hereto is a true copy of the Capital Budget/Program approved, pursuant to N.J.A.C. 5:31-2.2, along with the Annual Budget, by the governing body of the Township of Neptune Sewerage Authority, on the 21st day of October, 2020.

OR

enter X to the left if this paragraph is applicable

It is hereby certified that the governing body of the _____ Authority have elected **NOT** to adopt a Capital Budget /Program for the aforesaid fiscal year, pursuant to N.J.A.C. 5:31-2.2 for the following reason(s):

Officer's Signature:			
Name:	James Mowczan		
Title:	Secretary		
Address:	P.O. Box 765, Neptune, NJ 07753		
Phone Number:	732-922-3434	Fax Number:	732-922-6653
E-mail address	dellapietro@tnsa-nj.org		

2021 (2021-2022) CAPITAL BUDGET/PROGRAM MESSAGE

Township of Neptune Sewerage Authority

FISCAL YEAR: FROM: January 1, 2021 TO: December 31, 2021

1. Has each municipality or county affected by the actions of the authority participated in the development of the capital plan and reviewed or approved the plans or projects included within the Capital Budget/Program (This may include the governing body or certain officials such as planning boards, Construction Code Officials) as to these Projects?

No

2. Has each capital project/project financing been developed from a specific capital improvement plan or report; does it include full lifecycle costs; and is it consistent with appropriate elements of Master Plans or other plans in the jurisdiction(s) served by the authority?

Yes

3. Has a long-term (5 years or more) infrastructure needs and other capital items (Vehicles, Equipment) needs assessment been prepared?

Yes

4. If amounts are on Page CB-3 in the column Debt Authorizations. Indicate the primary source of funding the debt service for the Debt Authorizations (Example Rate Increases Funding or Other sources)

N/A

5. Please indicate which capital projects/project financings are being undertaken in the Metropolitan or Suburban Planning Areas as defined in the State Development and Redevelopment Plan.

N/A All capital projects are located within the TNSA Wastewater Treatment Plant.

6. Please indicate which capital projects/project financings are being undertaken within the boundary of a State Planning Commission-designated Center and/or Endorsed Plan and if the project was included in the Plan Implementation Agenda for that Center/Endorsed Plan.

N/A All capital projects are located within the TNSA Wastewater Treatment Plant.

Add additional sheets if necessary.

Proposed Capital Budget

Township of Neptune Sewerage Authority
For the Period January 1, 2021 to

December 31, 2021

	Estimated Total Cost	Funding Sources			
		Unrestricted Net Position Utilized	Renewal & Replacement Reserve	Debt Authorization	Capital Grants Other Sources
<i>Sewerage</i>					
Biofor Integration Upgrade	\$ 100,000	\$ 100,000			
Upgrade Control Panels	100,000	100,000			
Treatment Train Rehabilitation	300,000	300,000			
Odor Control System	350,000	350,000			
Total	850,000	850,000	-	-	-
<i>Sewerage</i>					
Fleet Maintenance	50,000	\$ 50,000			
Raw Sewage Pump Emergency Bypass	-				
Roadway Improvements	-				
Outfall Pipe Rehabilitation	-				
Total	50,000	50,000	-	-	-
<i>Sewerage</i>					
Digester No. 4 Rehabilitation	-				
Collection System Evaluation	-				
Stabilization Pond Rehabilitation	-				
Electrical Upgrades	-				
Total	-	-	-	-	-
<i>N/A</i>					
Type In Description	-				
Type In Description	-				
Type in Description	-				
Type In Description	-				
Total	-	-	-	-	-
<i>N/A</i>					
Type in Description	-				
Type in Description	-				
Type in Description	-				
Type In Description	-				
Total	-	-	-	-	-
<i>N/A</i>					
Type in Description	-				
Type in Description	-				
Type in Description	-				
Type In Description	-				
Total	-	-	-	-	-
TOTAL PROPOSED CAPITAL BUDGET	\$ 900,000	\$ 900,000	\$ -	\$ -	\$ -

Enter brief description of up to four projects for each operation above. For operations with more than four budgeted projects, please attach additional schedules. Input total amount of all projects for the operation on single line and enter "See Attached Schedule" instead of project description.

5 Year Capital Improvement Plan

Township of Neptune Sewerage Authority

For the Period January 1, 2021 to December 31, 2021

Fiscal Year Beginning in

	Estimated Total Cost	Current Budget					
		Year 2021	2022	2023	2024	2025	2026
<i>Sewerage</i>							
Biofor Integration Upgrade	\$ 100,000	\$ 100,000					
Upgrade Control Panels	100,000	100,000					
Treatment Train Rehabilitation	300,000	300,000					
Odor Control System	350,000	350,000					
Total	850,000	850,000	-	-	-	-	-
<i>Sewerage</i>							
Fleet Maintenance	50,000	50,000					
Raw Sewage Pump Emergency I	250,000	-				250,000	
Roadway Improvements	500,000	-					500,000
Outfall Pipe Rehabilitation	1,500,000	-				1,500,000	
Total	2,300,000	50,000	-	-	-	1,750,000	500,000
<i>Sewerage</i>							
Digester No. 4 Rehabilitation	1,500,000	-		\$ 1,500,000			
Collection System Evaluation	500,000	-			500,000		
Stabilization Pond Rehabilitation	1,000,000	-		1,000,000			
Electrical Upgrades	4,000,000	-	4,000,000				
Total	7,000,000	-	4,000,000	2,500,000	500,000	-	-
<i>N/A</i>							
Type In Description	-	-					
Type In Description	-	-					
Type In Description	-	-					
Type In Description	-	-					
Total	-	-	-	-	-	-	-
<i>N/A</i>							
Type In Description	-	-					
Type In Description	-	-					
Type In Description	-	-					
Type In Description	-	-					
Total	-	-	-	-	-	-	-
<i>N/A</i>							
Type In Description	-	-					
Type In Description	-	-					
Type In Description	-	-					
Type In Description	-	-					
Total	-	-	-	-	-	-	-
TOTAL	\$ 10,150,000	\$ 900,000	\$ 4,000,000	\$ 2,500,000	\$ 500,000	\$ 1,750,000	\$ 500,000

Project descriptions entered on Page CB-3 will carry forward to Pages CB-4 and CB-5. No need to re-enter project descriptions above.

5 Year Capital Improvement Plan Funding Sources

Township of Neptune Sewerage Authority

For the Period January 1, 2021 to December 31, 2021

	Estimated Total Cost	Funding Sources				
		Unrestricted Net Position Utilized	Renewal & Replacement Reserve	Debt Authorization	Capital Grants	Other Sources
<i>Sewerage</i>						
Biofor Integration Upgrade	\$ 100,000	\$ 100,000				
Upgrade Control Panels	100,000	100,000				
Treatment Train Rehabilitation	300,000	300,000				
Odor Control System	350,000	350,000				
Total	850,000	850,000	-	-	-	-
<i>Sewerage</i>						
Fleet Maintenance	50,000	\$ 50,000				
Raw Sewage Pump Emergency I	250,000	250,000				
Roadway Improvements	500,000	500,000				
Outfall Pipe Rehabilitation	1,500,000			1,500,000		
Total	2,300,000	800,000	-	1,500,000	-	-
<i>Sewerage</i>						
Digester No. 4 Rehabilitation	1,500,000			\$ 1,500,000		
Collection System Evaluation	500,000	500,000				
Stabilization Pond Rehabilitation	1,000,000			1,000,000		
Electrical Upgrades	4,000,000			4,000,000		
Total	7,000,000	500,000	-	6,500,000	-	-
<i>N/A</i>						
Type in Description	-					
Type in Description	-					
Type in Description	-					
Type in Description	-					
Total	-	-	-	-	-	-
<i>N/A</i>						
Type in Description	-					
Type in Description	-					
Type in Description	-					
Type in Description	-					
Total	-	-	-	-	-	-
<i>N/A</i>						
Type in Description	-					
Type in Description	-					
Type in Description	-					
Type in Description	-					
Total	-	-	-	-	-	-
TOTAL	\$ 10,150,000	\$ 2,150,000	\$ -	\$ 8,000,000	\$ -	\$ -
Total 5 Year Plan per CB-4	\$ 10,150,000					
Balance check						

- If amount is other than zero, verify that projects listed above match projects listed on CB-4.

Project descriptions entered on Page CB-3 will carry forward to Pages CB-4 and CB-5. No need to re-enter project descriptions above.